

elleerre[®]
Dove c'è passione

INFLATABLE TENT



The Inflatable Tent is suitable for all outdoor events, in order to create a truly unique exhibition space. The lightweight professional structure has four inflatable legs that provide exceptional stability. Quick and easy to assemble, it inflates quickly thanks to the help of an electric pump.

The structure is equipped with over pressure valves that automatically release the air in excess when the optimal pressure is reached.

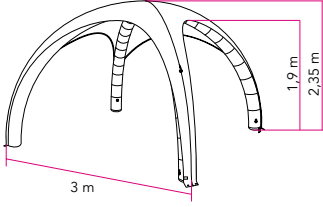
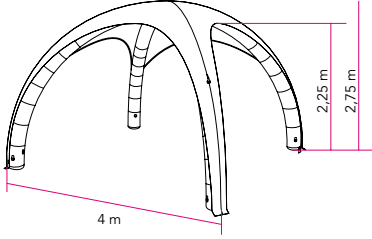
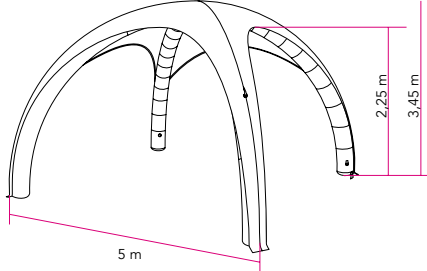
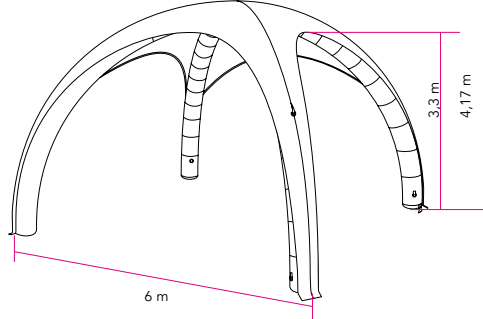

The whole series of inflatable tents are composed of strong zippers, indispensable for mounting walls to the roof and all accessories can be removed without changing the structure.

High quality fabric is waterproof and fireproof.

The Inflatable Tent is completely customizable through high quality digital printing. Accessories are available such as specific sandbag for all sizes, lights, steel pins and walls with doors and windows that can be customized on customer request




DIMENSIONS AND SIZE

3x3 m	4x4 m	5x5 m	6x6 m
			
m ² : 9	m ² : 16	m ² : 25	m ² : 36
Overall Height: 2,35 m	Overall Height: 2,75 m	Overall Height: 3,45 m	Overall Height: 4,17 m
Clearance Height: 1,9 m	Clearance Height: 2,25 m	Clearance Height: 2,75 m	Clearance Height: 3,4 m
Frame, Roof and carry case Weight: 11,5 Kg	Frame, Roof and carry case Weight: 15,5 Kg	Frame, Roof and carry case Weight: 20,5 Kg	Frame, Roof and carry case Weight: 29 Kg
Frame Profile Diameter: 20 cm	Frame Profile Diameter: 26 cm	Frame Profile Diameter: 33 cm	Frame Profile Diameter: 40 cm
Frame Material: Dacron, 170 gr			
Frame Colors: Black, White, Red, Blue, Yellow, Green, Grey, Orange 			
Roof Material: 600D polyester PU coating, 215 gsm			
Fabric Feature: Waterproof, CPAI-84 Fire-retardant, UV-Protection			



ACCESSORIES

Steel Pins



Suitable for fixing and giving more stability to the inflatable placed on grass.
Weight: 1,5 Kg.

Sandbag



Suitable to be filled

Electric Pump



Output: 1700V | Power: 1000W
Weight: 1.7kg | Packing: 25x23x19cm

Led Lights



Waterproof Led structure

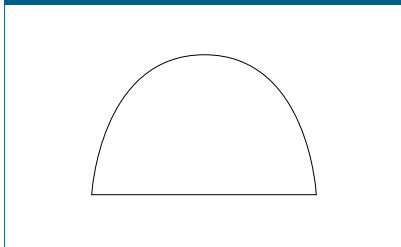
Connection Tunnel



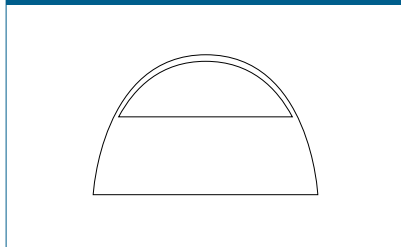
The connection tunnel is suitable for connecting two inflatable tent

MODULARLY EXPANDABLE

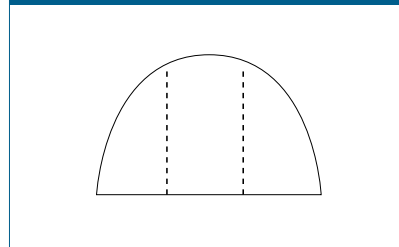
Full Wall



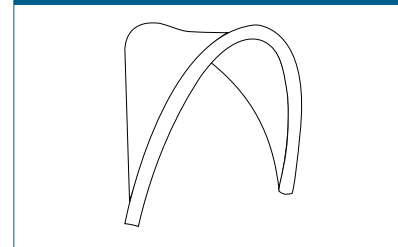
Window Wall



Roll-up Wall



Awning



Awning Banner

